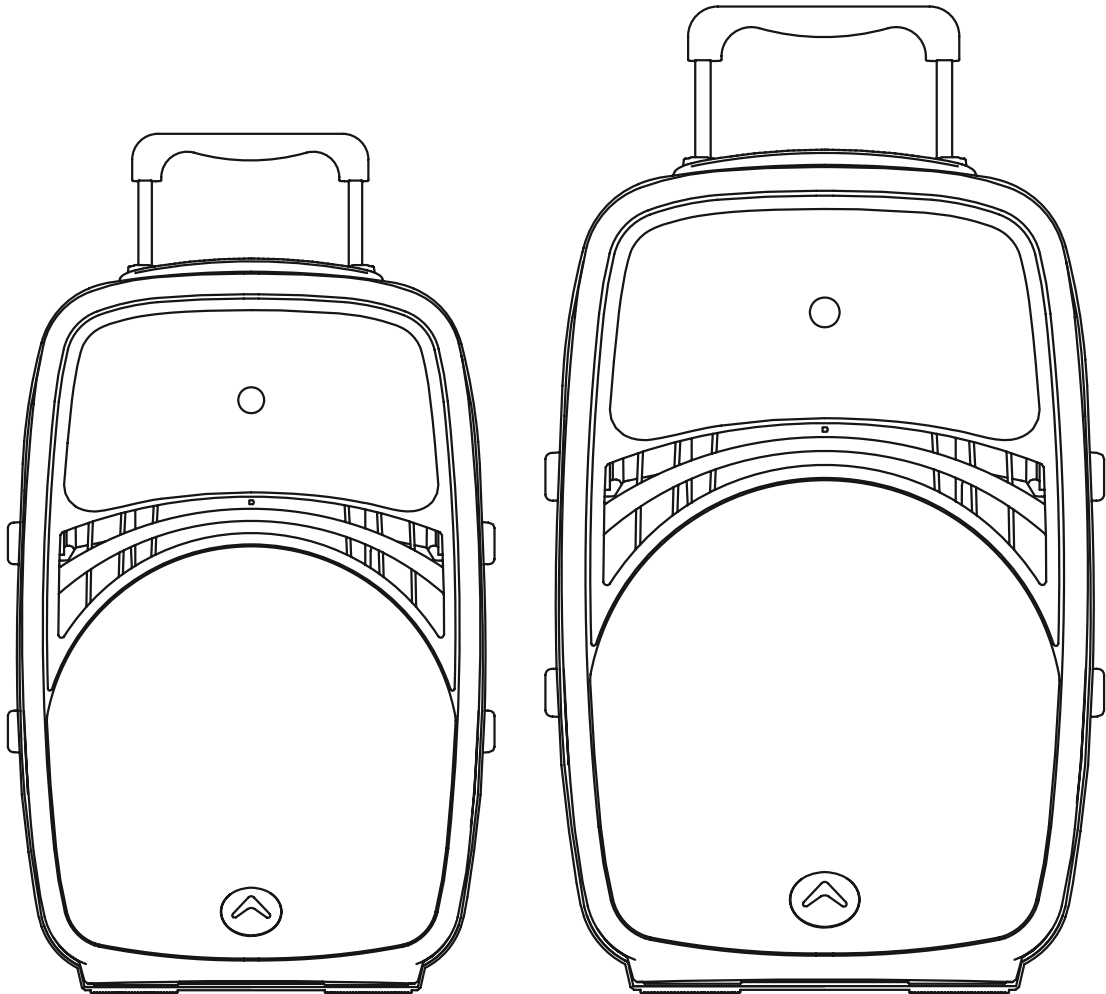


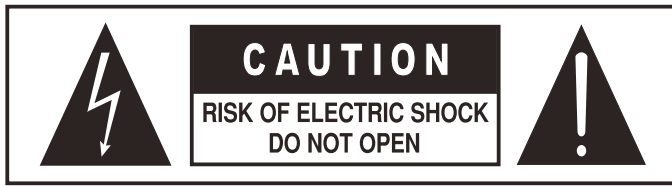


# EZ-12A EZ-15A

Truly portable PA



# IMPORTANT SAFETY INSTRUCTIONS



**CAUTION:** To reduce the risk of electric shock, do not remove the top cover (or the rear section). No user serviceable parts inside; refer servicing to qualified personnel.

**WARNING:** To reduce the risk of fire or electric shock, do not expose this appliance to rain and moisture.



This symbol, wherever it appears, alerts you to the presence of uninsulated dangerous voltage inside the enclosure-voltage that may be sufficient to constitute a risk of shock.



This symbol, wherever it appears, alerts you to important operating and maintenance instructions in the accompanying literature. Please read the manual.

## DETAILED SAFETY INSTRUCTIONS

- (1) Read these instructions.
- (2) Keep these instructions.
- (3) Heed all warnings.
- (4) Follow all instructions.
- (5) Do not use this device near water.
- (6) Clean only with a dry cloth.
- (7) Do not block any ventilation openings. Install in accordance with the manufacturer s instructions.
- (8) Do not install near any heat sources such as radiators, heat registers, stoves, or other apparatus (including amplifiers) that produce heat.
- (9) Do not defeat the safety purpose of the polarized or grounding-type plug. A polarized plug has two blades with one wider than the other. A grounding type plug has two blades and a third grounding prong. The wide blade or the third prong are provided for your safety. If the provided plug does not fit into your outlet, consult an electrician for replacement of the obsolete outlet.

## ***EZ-A SERIES***

Bringing power, easy user control and portability together into a lightweight road-ready cabinet.

The EZ-12A and EZ-15A have been developed to answer a specific need for entertainers, presenters and performers who demand high powered PA systems but in any location. Powered by an internal battery or by a versatile 100v-240v mains input, these systems can go anywhere. With an internal MP3 player, wireless mic input, Bluetooth connectivity and even standard analogue connectors, the new EZ series are ready to accept inputs from anywhere.

Portability was the design priority so the EZ's have 2 integral wheels and a practical pull up handle. This makes transportation painless and straight forward.

The rear panel controls are user-friendly. These give easy access to input levels, internal echo processing, the 5-Band graphic EQ and a very handy dedicated control knob for the MP3 player volume. The simple controls allow inexperienced users to get a professional sound.

The new EZ-12A and EZ-15A are supplied with 2 high quality handheld wireless microphones. This means that the system can be up and running in seconds - without the need of any additional hardware.

A handy remote control gives access to the transport controls of the internal MP3 player section.

The electronics of EZ are versatile and comprehensive, however the transducers and amplification components are also of the highest quality.

EZ-12A delivers up to 115dB Max SPL @ 1m while the larger EZ-15A reaches 118dB Max SPL @ 1m. This power ensures that music, speech or both are clearly heard wherever the EZ is used.

## ***FEATURES***

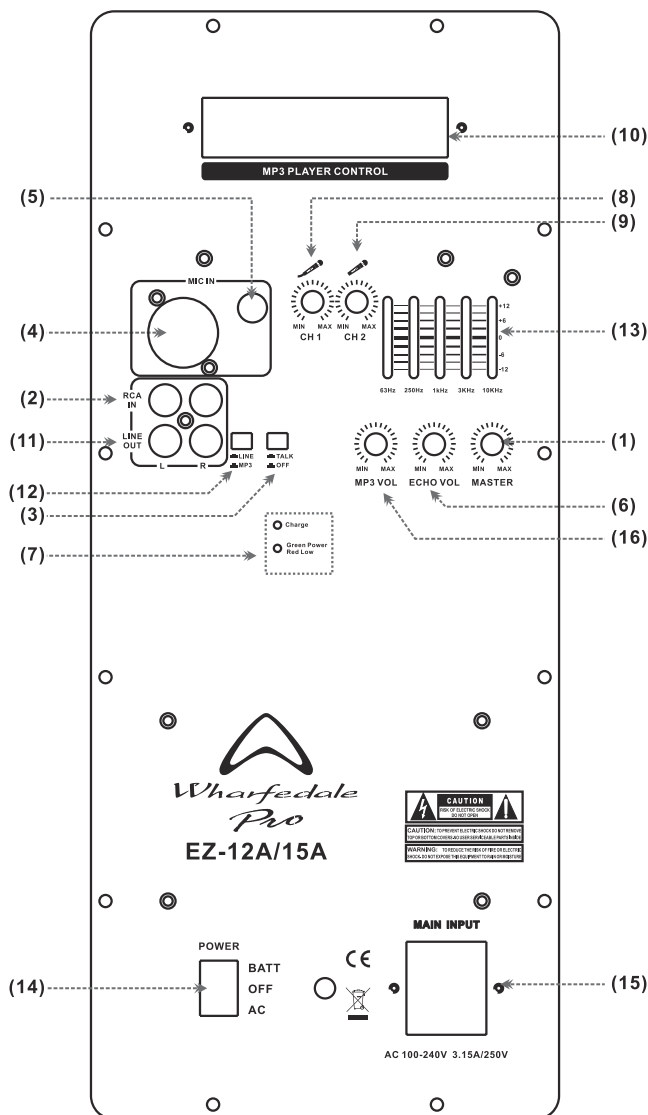
- Battery powered and extremely portable
- USB/TF MP3 player and Bluetooth input
- Includes 2 wireless microphones
- Internal Echo processor
- Remote control
- Pull up trolley handle & 2 integral handles
- User-friendly rear panel controls
- 100v-240v AC input.

# **IMPORTANT WARNINGS & SAFETY INSTRUCTIONS**

1. READ ALL INSTRUCTIONS – carefully and become familiar with the features and functions of these products before operating them.
2. RETAIN THESE INSTRUCTIONS – for future reference.
3. COMPLY WITH ALL WARNINGS – All warnings and instructions for this product should be adhered to.
4. USE WITH AMPLIFIERS – In order to avoid damage to drivers and other equipment, it is advisable to establish and follow a routine for powering up and powering down a sound system. With all system components connected, turn on source equipment (mixers, signal processors, record and playback units, etc.) BEFORE powering up amplifiers. Transient voltages from powering up source equipment can damage speakers if amplifiers are already turned on. Make sure that amplifier volumes are set to their minimum settings and power up any system amplifiers LAST. It is recommended that all system components be allowed to stabilize for several seconds before any source signals are introduced or level setting adjustments are made. Similarly, when shutting systems down, turn all amplifiers off first, before powering down any other system components.
5. CABLES – Do not use shielded or microphone cables for connection between amplifiers and speakers. Use only approved speaker cables with proper connectors.
6. CAUTION – These professional loudspeaker systems are capable of generating very high sound pressure levels. Use care with placement and operation to avoid exposure to excessive volume levels. Permanent hearing damage can result when operated to extreme levels.
7. SERVICE – There are no user serviceable parts inside this product. Users should not attempt to service this product. Warranty nullification could result if this is attempted.
8. RIGGING - SUSPENDING - MOUNTING - Rigging suspending or mounting of speaker systems can expose members of the public to serious health risks and even death.

***UNDER NO CIRCUMSTANCES ATTEMPT TO RIG, SUSPEND OR OTHERWISE MOUNT THESE SPEAKERS UNLESS YOU ARE FULLY QUALIFIED AND CERTIFIED TO DO SO BY RELEVANT LOCAL, STATE AND NATIONAL AUTHORITIES. ALL RELEVANT SAFETY REGULATIONS MUST BE FOLLOWED. IF YOU ARE NOT PROPERLY QUALIFIED OR DO NOT KNOW OF PERTINENT REGULATIONS, CONSULT QUALIFIED PERSONNEL FOR ADVICE.***

# EZ-A REAR PANEL FEATURES



## (1) MASTER

Adjusts the master output volume

## (2) RCA inputs

For connection of inputs from laptop, phone or other line level sources

## (3) TALK

This button ducks the volume of the mp3 player signal by 40dB when a microphone signal is detected.

## (4) XLR input

For an (optional) wired microphone input

## (5) Mic jack input

For an (optional) wired microphone using a 1/4" jack input

## (6) ECHO VOLUME

To control the amount of ECHO applied to the mic inputs

## (7) BATTERY LOW INDICATOR LEDs

Will show as GREEN in a normal working state but will show RED when the internal battery becomes low.

## (8) MIC IN CHAN 1

This adjusts the optional wired mic input level

## (9) MIC IN CHAN 2

This adjusts the input of both supplied wireless mics.

## (10) MP3 PLAYER section

Includes TF card reader, USB connection and Bluetooth system. To pair over Bluetooth search for the Bluetooth device called 'VIRE BT'. The passcode is 0000. The IR receiver for the remote control is also located in this section. Point the remote at the rear of the EZ-A to control.

## (11) LINE OUT

Line out connectors to connect to other audio devices (such as a mixer or other powered speakers)

## (12) MP3 / LINE

This selects between the internal MP3 player or Bluetooth input OR the line input connectors

## (13) 5-BAND GRAPHIC EQ

Use these controls to control the overall sound

## (14) POWER BATT / OFF / AC

- BATT. Battery supplies the power
- OFF. The system is shut down
- AC. 100v - 240v input supplies the power

## (15) IEC SOCKET

For AC connection which also charges internal battery

## (16) MP3 Vol

This adjusts the level of the MP3 / Bluetooth input

## Battery charging.

To charge the battery, put the AC/OFF/BATT switch into the 'OFF' or the 'AC' position. The RED 'Charge' LED will light while the internal battery is being charged. When the battery is fully charged, the RED 'Charge' LED will go out.

## **WIRELESS MICS**

2 hand held wireless mics are included.

There are 2 different models of EZ-A which use 2 different frequencies (600 – 606 MHz or 863 – 865 MHz).

Please ensure that you are using the correct frequencies in your region.

Note - The dual AA batteries supplied with these microphones are for test purposes only. Replace these batteries after testing and before public use.



## **REMOTE CONTROL**

The hand held IR remote control gives access to the MP3 player functions.

Reception of the IR signal is on the back of the EZ-A.



## 6. SPECIFICATIONS

Model Name	EZ-12A	EZ-15A
System Type	Active portable PA	Active portable PA
Frequency range	65Hz - 18kHz	55Hz - 18kHz
Impedance	4Ω	4Ω
LF Transducer size	12"	15"
LF Transducer voice coil	38mm / 1.5"	38mm / 1.5"
HF Transducer	1"	1"
Dispersion (H x V)	90° x 50°	90° x 50°
Max SPL	115dB	118dB
Mic input	XLR and 1/4" jack	XLR and 1/4" jack
Line input	L/R RCA connector	L/R RCA connector
Line output	L/R RCA connector	L/R RCA connector
5-Band graphic EQ	63Hz / 80Hz / 480Hz 3kHz / 10kHz +/-12dB	63Hz / 80Hz / 480Hz 3kHz / 10kHz +/-12dB
Rx : Wireless mic	2 models available (600-606 MHz or 863 - 865 MHz)	2 models available (600-606 MHz or 863 - 865 MHz)
Wireless microphones	2 handheld mics included	2 handheld mics included
Wireless microphone range	40m (theoretical value)	40m (theoretical value)
Echo	Yes	Yes
MP3 player	Yes (USB/TF)	Yes (USB/TF)
Bluetooth range	10m	10m
Power (Peak)	100w	140w
Battery power	Up to 5 hours. (6 hours charge time)	Up to 5 hours. (6 hours charge time)
Amp THD	0.1% 20Hz-20kHz	0.1% 20Hz-20kHz
Amp frequency response	20Hz - 20kHz +/-1dB	20Hz - 20kHz +/-1dB
Input voltage	100v-240v 50Hz/60Hz	100v-240v 50Hz/60Hz
Dimensions	420 x 350 x 640mm	490 x 400 x 740mm
Net weight	10.5kg	13.7kg
Gross weight	12.5kg	15.8kg







Wharfedale Professional  
IAG House 13/14 Glebe Road Huntingdon Cambridgeshire PE29 7DL UK  
[www.wharfedalepro.com](http://www.wharfedalepro.com)

Wharfedale Professional reserves the right to alter or improve specifications without notice.  
All rights reserved © 2018 Wharfedale Pro. Wharfedale Pro is a member of the IAG Group.